

Name _____



Listen.

1.



2.



3.



Read.

Listen to the story.

1. Why did the girl get an ice cream scoop?



She fell down.



She felt sick.



She raked leaves.

2. Why did the boy forgive his friend after he spilled lemonade?

She made a mistake.

She fell down.

She got mad.



Listen.

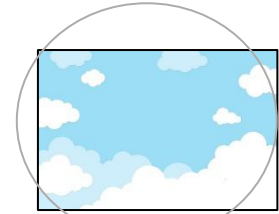
1. Which 2 words rhyme?



pie



key



sky

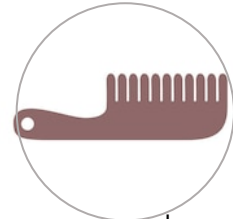
2. Which picture shows how to be kind to a dog?



scoop



carrot




comb

3. Which picture shows how to be kind to someone who is sick?



scoop



soup



sandwich



Read.

Listen to the story.

1. Why did the girl get an ice cream scoop?



She fell down.



She felt sick.



She raked leaves.

2. Why did the boy forgive his friend after he spilled lemonade?

She made a mistake.

She fell down.

She got mad.

How to Use this Resource:

Page 1 = Student Copy, Page 2 = Teacher Copy

- **Target Audience:** K, ages 4-6
- **Book:** Finding Kindness by Deborah Underwood, Illustrated by Irene Chan
- **Start**
 - Read Finding Kindness aloud to the students.
- **Listen**

This section is intended to assess the students' listening comprehension.

 - Read the prompts and answer choices on the teacher sheet out loud.
 - Repeat as needed; the students do not have the questions or words written on their sheet.
 - They can circle the picture or put their finger on the picture.
- **Speak**

Ask students:

 - What is kindness
 - How can we show kindness to others?
 - How have others showed you kindness?
 - This can be done immediately after you finish the story.
- **Read**

Reread the book to the students.

 - Have them fill in the circle that corresponds with the correct answer.
 - You may have to encourage the students to “read” the illustrations and make inferences.
- **Write**
 - Think of a time when you showed kindness to someone. What happened? What did you do? How did the other person feel?
 - Have students draw a picture first. Students might even write some words to go with their pictures. Age-appropriate “words” should show some letter-sound correspondence.

Photo Credits

- Pie, Ice Cream Scoop, Comb Images by [Freepik](#)
- Key Image by [rawpixel.com](#) on [Freepik](#)
- Dog Hug Image by [upklyak](#) on [Freepik](#)
- Sandwich Image by [katemangostar](#) on [Freepik](#)
- Girl Falling Image by [pikisuperstar](#) on [Freepik](#)
- Sick Child Image by [brgfx](#) on [Freepik](#)
- Raking leaves Image by [brgfx](#) on [Freepik](#)